

# WG Sustainability

## External workshop on digital services ecodesign for greener networks and ICTs

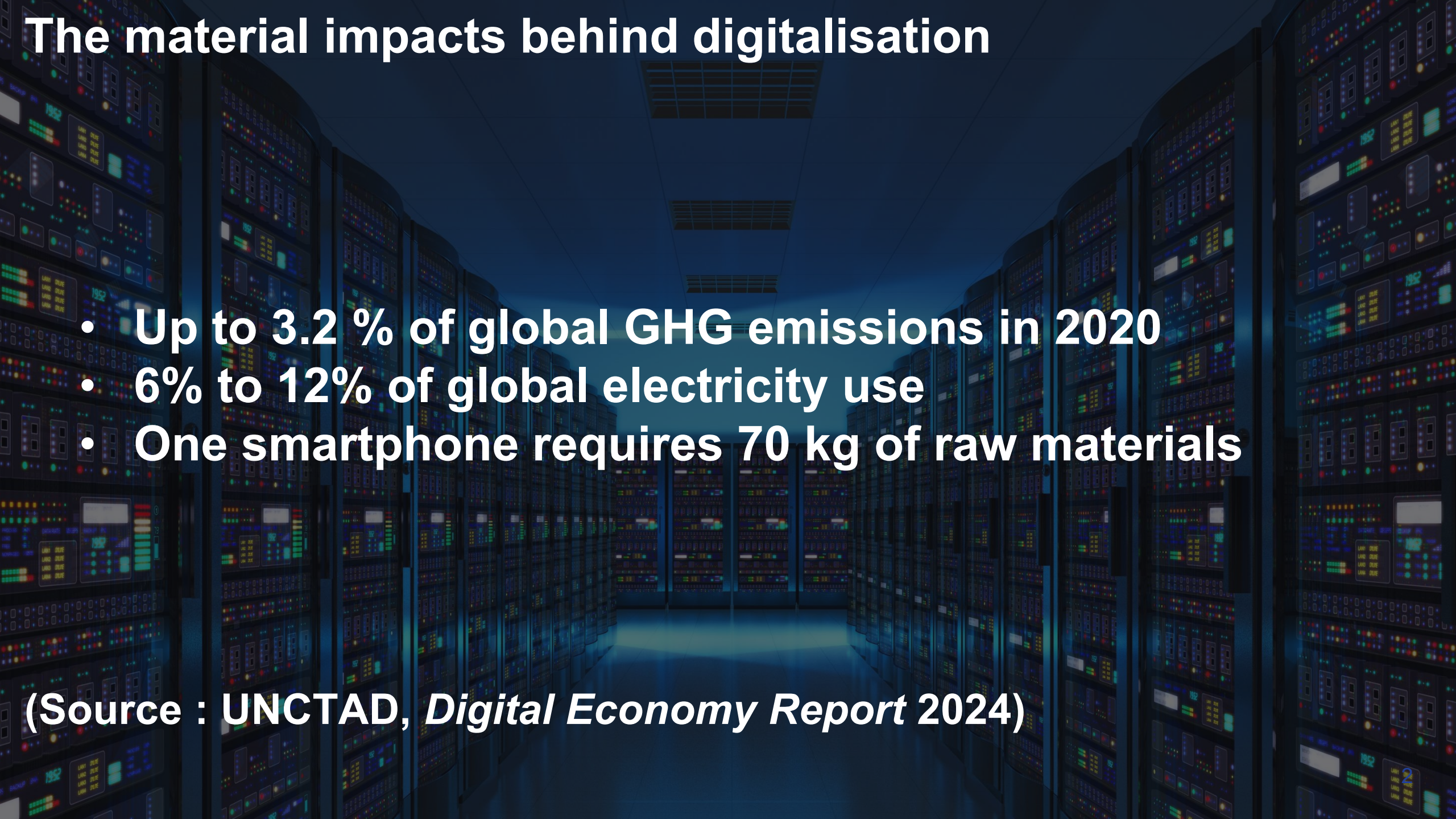
*Co-Chairs introduction*

*Maria Sarantopoulou (EETT)*

*Tom Nico (Arcep)*

April 30<sup>th</sup>, 2025

#empowering  
EUconnectivity



# The material impacts behind digitalisation

- Up to 3.2 % of global GHG emissions in 2020
- 6% to 12% of global electricity use
- One smartphone requires 70 kg of raw materials

(Source : UNCTAD, *Digital Economy Report 2024*)

# BEREC's commitment to reduce the environmental footprint of electronic communications and ICTs 1/2

*In 2020, BEREC included in its 5-year strategy a new focus on sustainability to contribute to ICT-related goals of the Green Deal and UN Agenda 30. Four key areas of actions detailed in its first report on sustainability:*

1

**Data availability and common indicators for the telecom and ICTs** : Sharing of experiences (workshop on September 11<sup>th</sup>) and contribution to DG Connect and JRC work for a CoC on ECN/ECS sustainability (JRC first study published in 2024).

2

**Use of existing regulatory tools for sustainability purposes:** Inputs to EC public consultation on the needs of digital infrastructures and ongoing work on infrastructure sharing.





# BEREC's commitment to reduce the environmental footprint of electronic communications and ICTs 2/2

3

**Encouraging environment-friendly and resource-efficient practices** among digital players:  
2024 BEREC [High level position](#) on AI and virtual words.

4

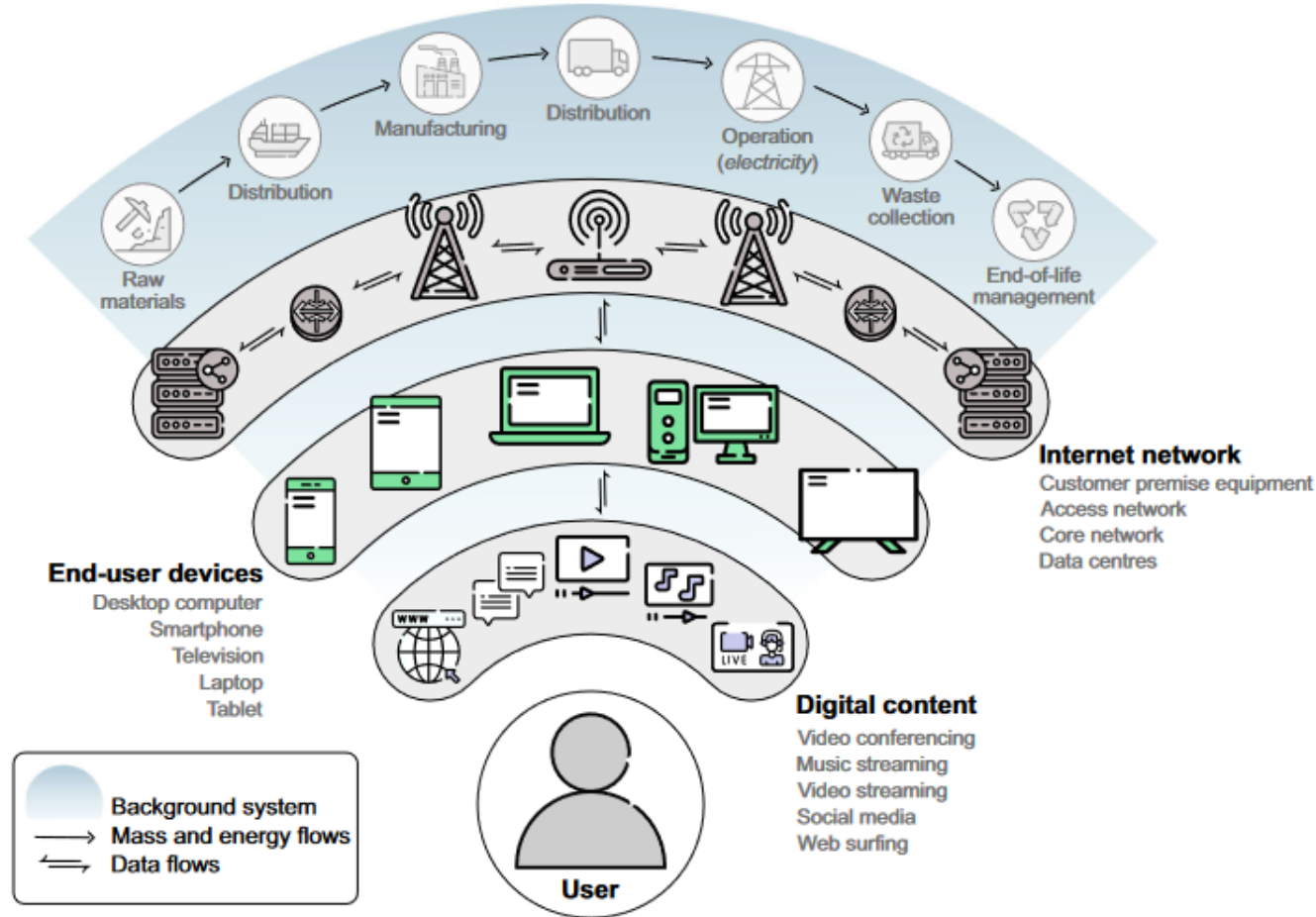
**Contributing to the empowerment of end users through information on ICT products :**  
2024 BEREC [Report on ICT Sustainability for End-Users](#) and communication campaign.



# Understanding the environmental footprint of digital technologies

- The **entire value chain should be considered** because there is an **interdependence between the three tiers of digital technologies and the digital services they support: their dynamics influence each one another**
- **Impact of digital services' growth on data traffic and necessary data centres (ex: generative AI)**
- **Impact of digital services' on the diversity of devices and their renewal (software obsolescence)**






















# Understanding the environmental footprint of digital technologies



**Fig. 1 | Framework for assessing the life cycle environmental impacts of digital content consumption.** Digital content includes web surfing, social media, video streaming, music streaming, and video conferencing. Data centres and end-user devices process and store data, while the core and access networks and the

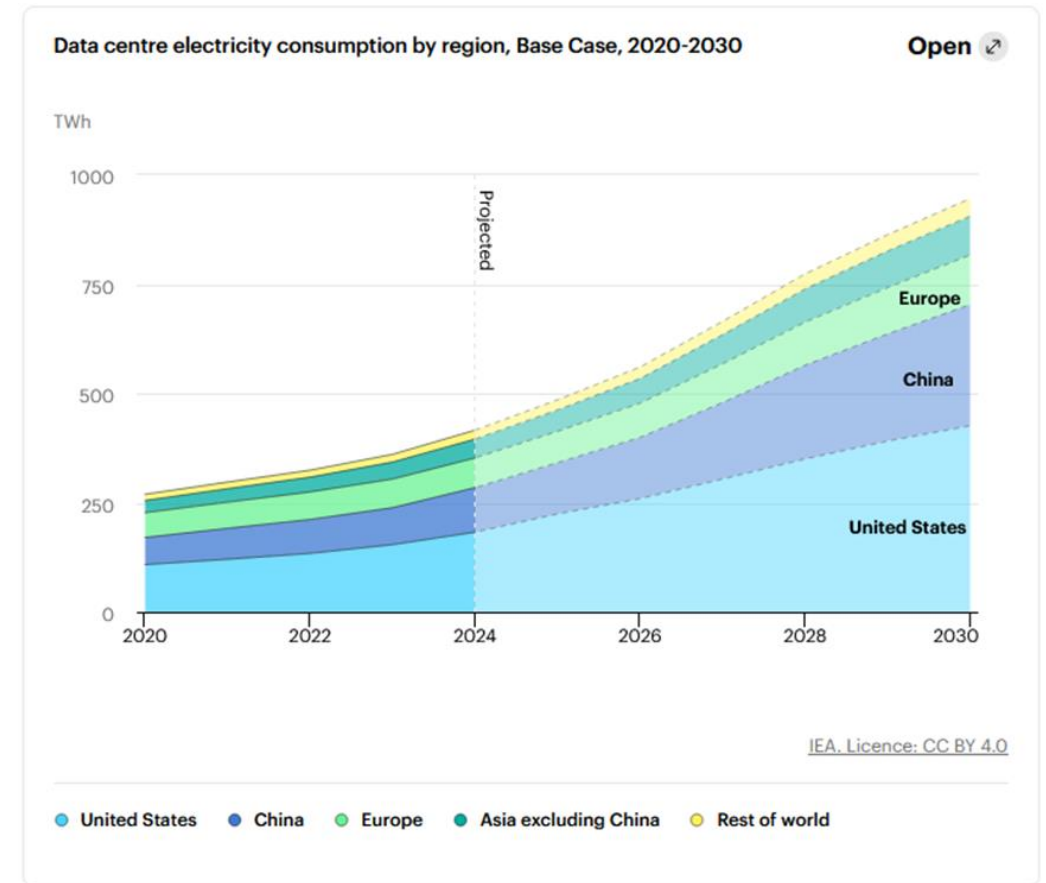
customer premise equipment (e.g., modems and Wi-Fi routers) transfer the data between data centres and users. The background system supplies the equipment (i.e., end-user devices, modems, servers, etc.) and electricity necessary for operation. The icons used in the figure are designed by Freepik.

# High-Impact Digital Services: What's Driving ICT Footprint?

 <b>Video Streaming</b> <ul style="list-style-type: none"><li>- 60%+ of global internet traffic</li><li>- 1h HD = 30- 55g CO<sub>2</sub> equiv</li><li>- Pushes CDN + data center demand</li></ul>	 Server Load <ul style="list-style-type: none"><li> High energy demand</li><li> Wide environmental impact due to mainstream usage</li></ul>
 <b>Cloud Gaming</b> <ul style="list-style-type: none"><li>- Consumes 5-20GB of data per hour</li><li>- Needs low latency + Graphics Processing Unit (GPU)</li></ul>	 Heavy graphics load <ul style="list-style-type: none"><li> High bandwidth use</li><li> Network upgrades</li></ul>
 <b>Artificial Intelligence</b> <ul style="list-style-type: none"><li>- High training + inference power</li><li>- Integrated in many apps</li></ul>	 Intensive compute <ul style="list-style-type: none"><li> Data center reliance</li><li> Device renewal due to new AI features</li></ul>
 <b>Cloud Computing</b> <ul style="list-style-type: none"><li>- Constant server use</li><li>- Often opaque to users</li></ul>	 Always-on impact <ul style="list-style-type: none"><li> Shared but hidden environmental costs</li></ul>
 <b>Music Streaming</b> <ul style="list-style-type: none"><li>- 24/7 habits, high-bitrate audio</li><li>- Smart speaker usage</li></ul>	 Continuous data flow <ul style="list-style-type: none"><li> Hidden “always-on” energy</li></ul>
 <b>Social Media</b> <ul style="list-style-type: none"><li>- Autoplay, scroll, updates</li><li>- AI for content curation</li></ul>	 Device drain <ul style="list-style-type: none"><li> Software-driven obsolescence</li></ul>

# The environmental footprint of digital services: the GenAI example


- The International Energy Agency (IEA) projects that **electricity demand from data centres worldwide is set to more than double by 2030 to around 945 terawatt-hours (TWh)**, slightly more than the entire electricity consumption of Japan today.
- **AI is projected to be the primary driver of this increase**, with electricity demand from **AI-optimised data centres projected to more than quadruple by 2030**.
- In 2024, global electricity consumption by data centres is estimated at **415 TWh**, or **1.5% of global electricity consumption** for all sectors combined. Over the last 5 years, this represents an average increase of 12% per year.





# Conclusions

- Devices manufacturing and energy consumption from infrastructures continue to rise due to increase in digital usage
- Sustainability is essential for **future technological acceptability and availability of ICT**
- **Study** the positive indirect effects of digital technologies on other sectors and of rebound effects in other industries related to ICT
- **Collective efforts and actions are needed** for sustainable by design ICTs, and especially for the **ecodesign of digital services**



**THANK YOU!**